

[www.covidstates.org](http://www.covidstates.org)

**THE COVID STATES PROJECT:  
A 50-STATE COVID-19 SURVEY  
REPORT #80: AMERICANS' VIEWS ON  
VIOLENCE AGAINST THE GOVERNMENT**

USA, January 2022

Alauna C. Safarpour, Harvard University  
James Druckman, Northwestern University  
David Lazer, Northeastern University  
Kristin Lunz Trujillo, Northeastern University  
Anjali Shere, Harvard University  
Matthew A. Baum, Harvard University  
Katherine Ognyanova, Rutgers University  
Roy H. Perlis, Harvard Medical School

Mauricio Santillana, Harvard Medical School  
Ata Uslu, Northeastern University  
Alexi Quintana, Northeastern University  
Jon Green, Northeastern University  
Hong Qu, Northeastern University  
Caroline Pippert, Northwestern University  
Jennifer Lin, Northwestern University



Northeastern University  
Network Science Institute



HARVARD Kennedy School  
SHORENSTEIN CENTER  
on Media, Politics and Public Policy




HARVARD  
MEDICAL SCHOOL



RUTGERS  
THE STATE UNIVERSITY  
OF NEW JERSEY



Northwestern  
University



**Report of January 28, 2022, v.1**

***The COVID States Project***

**From:** The COVID-19 Consortium for Understanding the Public's Policy Preferences Across States

***A joint project of:***

Northeastern University, Harvard University, Rutgers University, and Northwestern University

**Authors:** Alauna C. Safarpour (Harvard University); James Druckman (Northwestern University); David Lazer (Northeastern University); Kristin Lunz Trujillo (Northeastern University); Anjali Shere (Harvard University); Matthew A. Baum (Harvard University); Katherine Ognyanova (Rutgers University); Roy H. Perlis (Harvard Medical School); Mauricio Santillana (Harvard Medical School); Ata Uslu (Northeastern University); Alexi Quintana (Northeastern University); Jon Green (Northeastern University); Hong Qu (Northeastern University); Caroline Pippert (Northwestern University), and Jennifer Lin (Northwestern University)

This report is based on work supported by the National Science Foundation under grants SES-2029292 and SES-2029297. Any opinions, findings, and conclusions or recommendations expressed here are those of the authors and do not necessarily reflect the views of the National Science Foundation.

This research was partly supported by a grant from the *Knight Foundation*.

We also received generous support from the *Russell Sage Foundation*.

The project was also supported by the *Peter G. Peterson Foundation*.

Data collection was supported in part by *Amazon*.

Our work was made possible through the continued financial and logistic support provided by *Northeastern University, Harvard University, Rutgers University, and Northwestern University*.



Northeastern University  
Network Science Institute



# COVER MEMO

**Summary Memo — January 28, 2022**

## ***The COVID States Project***

**From:** *The COVID-19 Consortium for Understanding the Public's Policy Preferences Across States*

**Partners:** Northeastern University, Harvard University/Harvard Medical School, Rutgers University, and Northwestern University

**Authors:** Alauna C. Safarpour (Harvard University); James Druckman (Northwestern University); David Lazer (Northeastern University); Kristin Lunz Trujillo (Northeastern University); Anjali Shere (Harvard University); Matthew A. Baum (Harvard University); Katherine Ognyanova (Rutgers University); Roy H. Perlis (Harvard Medical School); Mauricio Santillana (Harvard Medical School); Ata Uslu (Northeastern University); Alexi Quintana (Northeastern University); Jon Green (Northeastern University); Hong Qu (Northeastern University); Caroline Pippert (Northwestern University), and Jennifer Lin (Northwestern University)

### **Note on methods:**

Between December 22, 2021 and January 24, 2022, we surveyed 22,961 individuals across all 50 states plus the District of Columbia on their attitudes towards the acceptability of violence against the government. This number includes 2,178 individuals who said it was justifiable to violently protest against the government right now, and against which government violence is currently justified. The survey was conducted by PureSpectrum via an online, nonprobability sample, with state-level representative quotas for race/ethnicity, age, and gender (for methodological details on the other waves, see [covidstates.org](https://www.covidstates.org)). In addition to balancing on these dimensions, we reweighted our data using demographic characteristics to match the U.S. population with respect to race/ethnicity, age, gender, education, and living in urban, suburban, or rural areas. This was the latest in a series of surveys we have been conducting since April 2020, examining attitudes and behaviors regarding COVID-19 in the United States.

### **Contact information:**

For additional information and press requests contact:

- David Lazer at [d.lazer@neu.edu](mailto:d.lazer@neu.edu)
- Matthew A. Baum at [matthew\\_baum@hks.harvard.edu](mailto:matthew_baum@hks.harvard.edu)
- Katherine Ognyanova at [katya.ognyanova@rutgers.edu](mailto:katya.ognyanova@rutgers.edu)
- James Druckman at [druckman@northwestern.edu](mailto:druckman@northwestern.edu)
- Roy H. Perlis at [rperlis@mgh.harvard.edu](mailto:rperlis@mgh.harvard.edu)
- Mauricio Santillana at [msantill@fas.harvard.edu](mailto:msantill@fas.harvard.edu)

Or visit us at [www.covidstates.org](https://www.covidstates.org).

# Americans' Views on the Justifiability of Violence Against the Government

---

Recent years have seen armed protests, threats, and violence against government officials following mask mandates, [COVID-19 related closures](#), and [the 2020 election](#) (including, most notably, the deadly January 6, 2021 attack on the US capitol). These events have sparked concern about the state of American democracy and the safety of government officials. In this report, we examine Americans' attitudes toward the acceptability of violent protest against the government.

## Key Findings:

- Overall, nearly one-quarter (23%) of Americans say it is “definitely” or “probably” justified to ever engage in violent protest against the government. 10% say it is “definitely” or “probably” justified to engage in violent protest against the government **right now**.
- Men, younger Americans, and ideologues (liberals and conservatives) are more likely than women, older Americans, and ideological moderates to say it is “definitely” or “probably” justified to ever engage in violent protest against the government.
- Although the gap between Democrats and Republicans overall is relatively small (Republicans are just 4 points more likely than Democrats to agree that violent protest can be justifiable), Democratic *men* are much less likely to say violent protest is **ever** justifiable than Republican men and Independent men (23% versus 32%). Similarly, Democratic men are significantly less likely than Republican and Independent men to say violent protest against the government is justifiable **right now**.
- Republicans and ideological conservatives are most likely to say that violent protest against the government is justifiable **right now**.
- Among those who say it is justified to engage in violent protest against the government, most (two-thirds) say that the federal government is an appropriate target. Smaller shares think that their own state's government (35%), another state's government (20%), or local government (21%) are justifiable targets for violent protest.

- Among those who say violent protest is justified right now, Republicans are more likely to target the federal government than are Democrats (71% versus 62%) while more Democrats say violence against their state’s government is justified (43% versus 26%). Independents are more likely than Republicans to say violent protest against their state’s government is justified (38% versus 26%) and are more likely than both groups of partisans to say violence against their local government is warranted.
- Among Republicans who say violent protest against the government is currently justified, a larger share (37%) say violent protest against their state’s government is justified when that state is controlled by a Democratic governor than those who say it is justified in state’s controlled by a governor from their own party (18%).

## I. Views on the Justifiability of Violent Protest Against the Government

---

Overall, when asked whether it is **ever** justifiable to engage in violent protest against the government, nearly 1 in 4 (23%) Americans say “yes” while 77% say it is not (Figure 1). Self-identified Liberals were most likely to say violent protest is ever justified (28%) followed by conservatives (25%), with ideological moderates least likely to agree that violence against the government is justifiable (17%) (Figure 3).

### Is It Ever Justifiable to Engage In Violent Protest Against the Government: 23% of Americans Say 'Yes'

Is it **ever** justifiable to engage in violent protest against the government?



Survey conducted 12/22/21-01/24/22. Overall sample size=22,961.

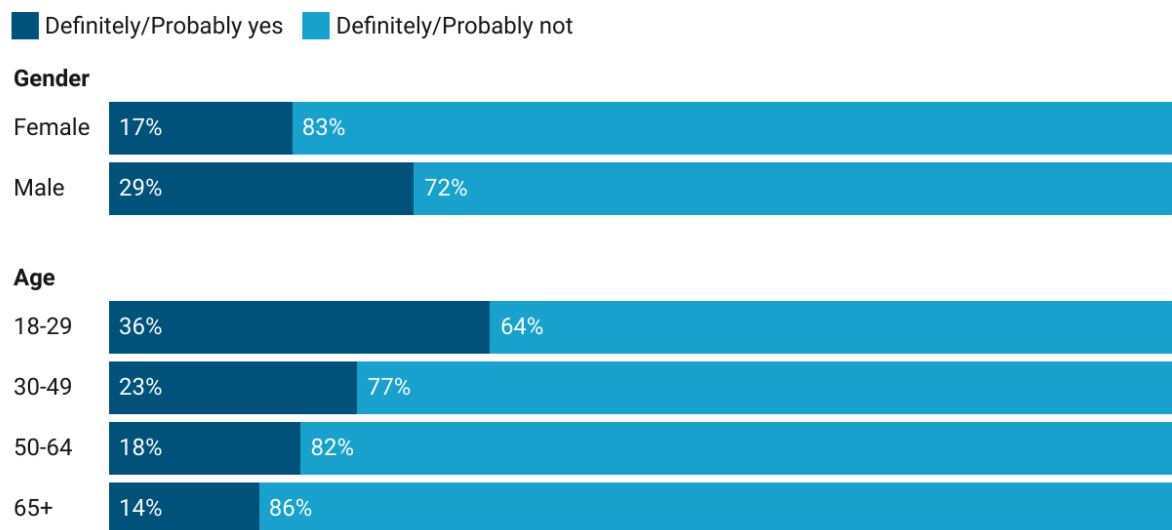
Source: The COVID-19 Consortium for Understanding the Public’s Policy Preferences Across States (A joint project of Northeastern University, Harvard University, Rutgers University, and Northwestern University) [www.covidstates.org](http://www.covidstates.org) • Created with Datawrapper

**Figure 1. Views on whether it is ever justifiable to violently protest against the government**

Women are much less likely than men to say violent protest against the government is “definitely” or “probably” **ever** justifiable: 17% of women, compared to 29% of men – a 12 percentage point gender gap (Figure 2). Similarly, younger Americans (ages 18-29) are most likely to say that violent protest is justifiable, with nearly 2 in 5 (36%) 18-29-year-olds agreeing that it is “definitely” or “probably” justified to protest violently. This is compared to 23% of 30-to-49-year-olds, 18% of 50-to-64-year-olds, and just 14% of senior citizens (65 and older).

## Men and Young Americans Much More Likely Than Women and Older Americans To Agree That Violent Protest Against The Government Is Justifiable

Is it **ever** justifiable to engage in violent protest against the government?



Survey conducted 12/22/21-01/24/22.

Source: The COVID-19 Consortium for Understanding the Public's Policy Preferences Across States (A joint project of Northeastern University, Harvard University, Rutgers University, and Northwestern University) [www.covidstates.org](http://www.covidstates.org) • Created with Datawrapper

**Figure 2. Views on whether it is ever justifiable to violently protest against the government by gender and age**

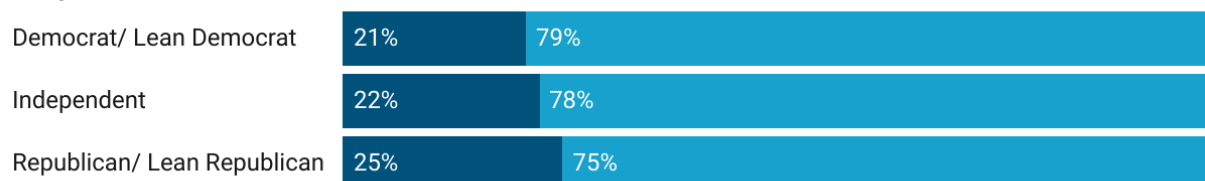
Although there were only small differences in the share saying it is ever justified across partisanship, *Democratic men* were significantly less likely to say that it can be justified to violently protest against the government than were Independent and Republican men (23% versus 32% – a 9 percentage point gap) (Figure 3). Among women, Independents were slightly more likely than partisan women to say it is definitely or probably justified to engage in violent protest against the government (19% versus 16%). Views on the justifiability of violence did not differ significantly by race (see Appendix for details).

# Ideological Moderates and Democratic Men Less Likely To Say It Is Justifiable To Violently Protest Against The Government

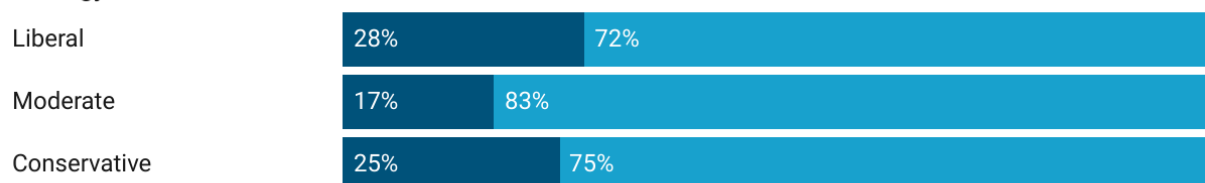
Is it **ever** justifiable to engage in violent protest against the government?

■ Definitely/Probably yes
 ■ Definitely/Probably not

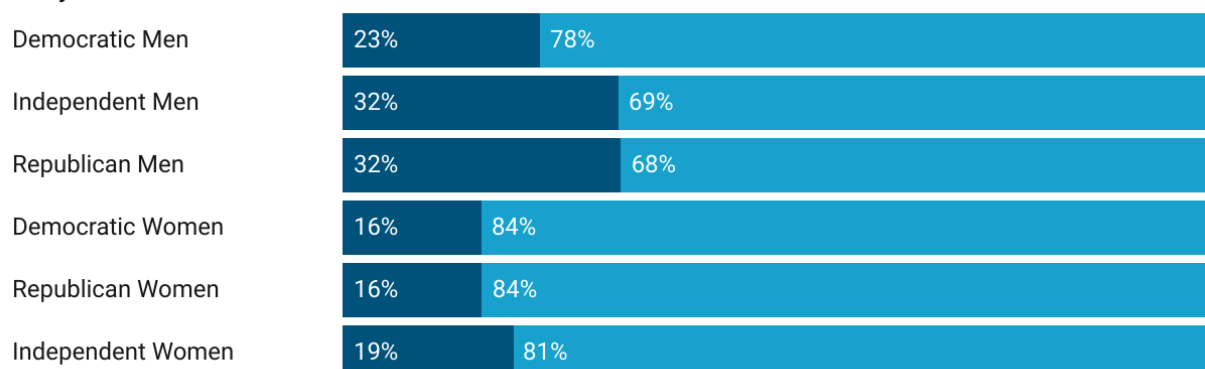
## Party Identification



## Ideology



## Party and Gender



Survey conducted 12/22/21-01/24/22.

Source: The COVID-19 Consortium for Understanding the Public's Policy Preferences Across States (A joint project of Northeastern University, Harvard University, Rutgers University, and Northwestern University) [www.covidstates.org](http://www.covidstates.org) • Created with Datawrapper

**Figure 3. Views on whether it is ever justifiable to violently protest against the government by party and ideology.**

We also asked whether it is justifiable to protest violently against the government **right now**, as opposed to violent protest against the government **ever** being justified. A smaller share, just 10%, say that violent protest against the government is **currently** justified (Figure 4).

## Overall, 10% of Americans Say Violent Protest Against The Government Is Justified Right Now

Is it justifiable to engage in violent protest against the government **right now**?



Survey conducted 12/22/21-01/24/22. Overall sample size=22,961.

Source: The COVID-19 Consortium for Understanding the Public's Policy Preferences Across States (A joint project of Northeastern University, Harvard University, Rutgers University, and Northwestern University) [www.covidstates.org](http://www.covidstates.org) • Created with Datawrapper

**Figure 4. Views on whether it is justifiable to violently protest against the government *right now*.**

## Smaller Gender and Age Gaps In Whether It Is Justified To Violently Protest Against The Government Right Now

Is it justifiable to engage in violent protest against the government **right now**?

■ Definitely/Probably yes
 ■ Definitely/Probably not

### Gender



### Age



Survey conducted 12/22/21-01/24/22.

Source: The COVID-19 Consortium for Understanding the Public's Policy Preferences Across States (A joint project of Northeastern University, Harvard University, Rutgers University, and Northwestern University) [www.covidstates.org](http://www.covidstates.org) • Created with Datawrapper

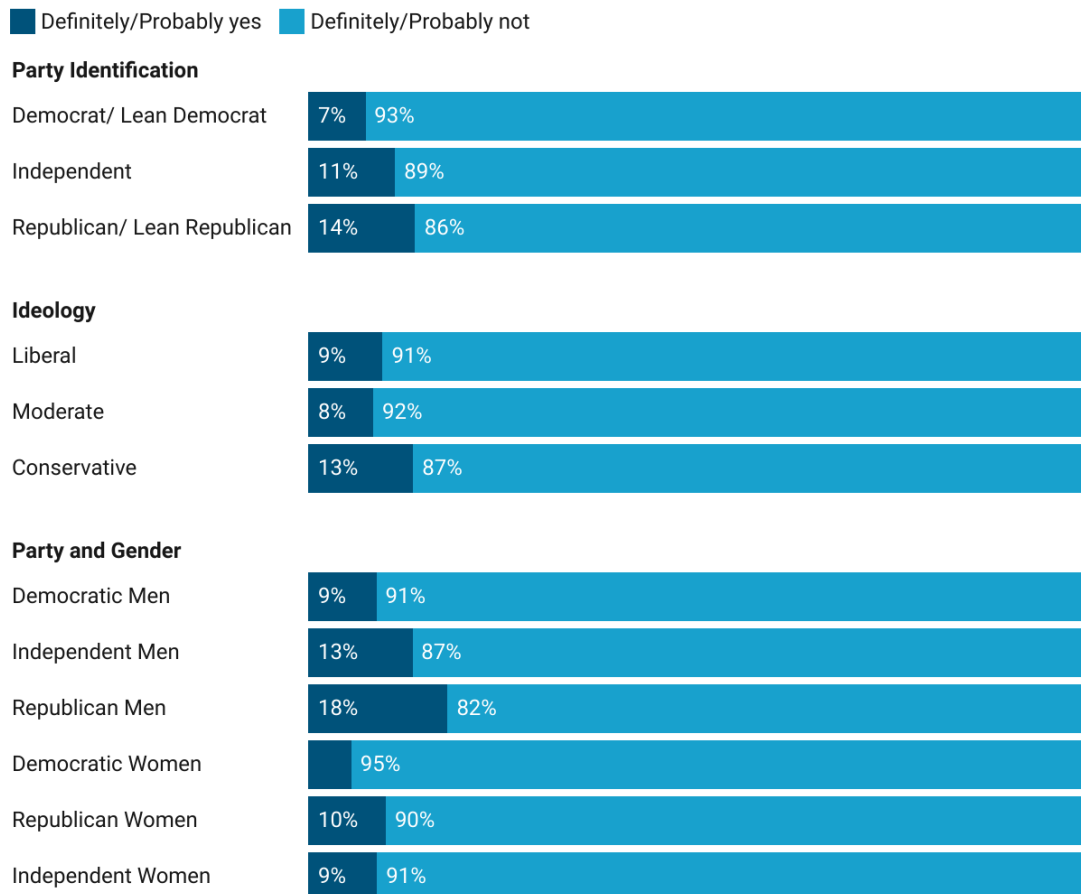
**Figure 5. Views on whether it is justifiable to violently protest against the government *right now* by gender and age.**



Although women and older Americans are still significantly less likely than men and young people to say that violence is justified **right now** against the government, the gap between groups is significantly smaller than for whether violence is **ever** justifiable. A five percentage point gender gap separates men (13%) and women (8%) on whether it is *currently* justified to violently protest against the government (Figure 5), compared with an 11 point gap for whether it is **ever** justified. Similarly, while there was a 22 percentage point gap between the youngest and oldest Americans in whether it is *ever* justified to protest violently, that gap shrinks to just 11 percentage points in whether violent protest is justified **right now** (16% of 18-29-year-olds say yes versus 5% of seniors).

## Republicans, Conservatives, More Likely To Say Violent Protest Against The Government Is Justifiable Right Now

Is it justifiable to engage in violent protest against the government **right now**?



Survey conducted 12/22/21-01/24/22.

Source: The COVID-19 Consortium for Understanding the Public's Policy Preferences Across States (A joint project of Northeastern University, Harvard University, Rutgers University, and Northwestern University) [www.covidstates.org](http://www.covidstates.org) • Created with Datawrapper

**Figure 6. Views on whether it is justifiable to violently protest against the government *right now* by party and ideology.**

Republicans and conservatives are significantly more likely to say violent protest is justified **right now**. Republicans are 7 points more likely than Democrats to say violent protest is justified **right now**, and conservatives are 5 points more likely than moderates and 4 points more likely than liberals to consider violent protest *currently* justifiable (Figure 6). As was the case with perceptions of whether it is **ever** justifiable to violently protest, Democratic men (9%) are again significantly less likely than Republican (18%) and Independent men (13%) to say that violent protest is justifiable **right now**.

## II. The Targets of Violent Protest Against the Government

---

Among the 10% of respondents who say violent protest against the government is justifiable **right now**, the vast majority say that it is justified to violently protest against the federal government, with smaller shares targeting other forms of government. Two-thirds (67%) of those who say it is justified to violently protest against the government **right now**, say that the federal government is an appropriate target. More than one-third (35%) target their own state’s government, with 1 in 5 targeting local government (21%) and 1 in 5 targeting another state’s government (20%).

### Most Who Say It Is Justified To Violently Protest Against the Government Right Now Target Federal Government

Which government(s) would it be justifiable to violently protest against right now? (Please select all that apply)



*Among those who say violent protest is justifiable against the government right now. Survey conducted 12/22/21-01/24/22.*

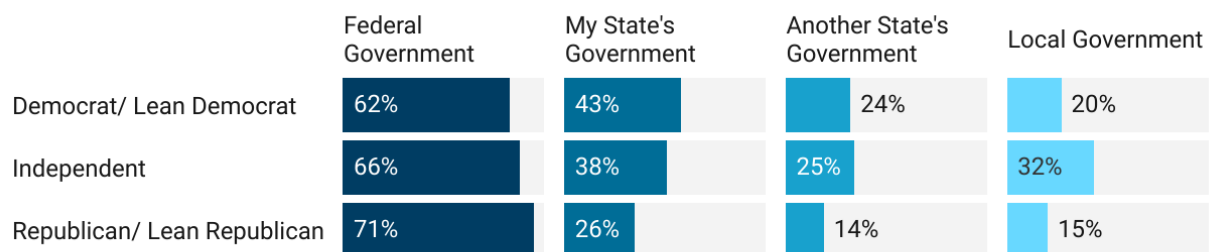
Source: The COVID-19 Consortium for Understanding the Public's Policy Preferences Across States (A joint project of Northeastern University, Harvard University, Rutgers University, and Northwestern University) [www.covidstates.org](http://www.covidstates.org) • Created with Datawrapper

**Figure 7. Targets of Violent Protest Against the Government.**

As shown in Figure 8, Republicans are more likely to target the federal government than are Democrats (71% versus 62%) while more Democrats direct their ire at their state’s government (43% versus 26%). Independents are also more likely than Republicans to say violent protest against their state’s government is justified (38% versus 26%) and are substantially more likely than both Democrats and Republicans to say violence against their local government is warranted (32% versus 20% and 15%, respectively).

## Among Those Who Say Violent Protest Is Currently Justified: Republicans More Likely To Target Federal Government, Democrats More Likely To Target State Government

Which government(s) would it be justifiable to violently protest against right now? (Please select all that apply)



Among those who say violent protest against the government is justified right now. Survey conducted 12/22/21-01/24/22.

Source: The COVID-19 Consortium for Understanding the Public's Policy Preferences Across States (A joint project of Northeastern University, Harvard University, Rutgers University, and Northwestern University) [www.covidstates.org](http://www.covidstates.org) • Created with Datawrapper

**Figure 8. Targets of violent protest against the government by party.**

Republicans are significantly more likely to say violent protest is justified against their state’s government when it is controlled by a Democratic governor (37%) than when it is run by a Republican governor (18%). Democrats are equally likely (statistically) to say it is justifiable to violently protest against their state’s government regardless of whether their state is run by a Democratic or Republican governor (42% versus 47%, an insignificant difference of 5 points). Although the gap between independents is large substantively (9 points), the difference is not statistically significant. See Appendix for table with error margins.

# Appendix

---

## Question wording

[violence\_ever] Is it ever justifiable to engage in violent protest against the government?  
[randomly reverse response options]

- Definitely yes
- Probably yes
- Probably not
- Definitely not

[violence\_now] Is it justifiable to engage in violent protest against the government **right now**? [randomly reverse response options]

- Definitely yes
- Probably yes
- Probably not
- Definitely not

[violence\_gov] [*Asked of respondents who say definitely/probably yes on violence\_now*]  
Which government(s) would it be justifiable to violently protest against right now?  
(Please select all that apply)

- Federal government
- My state's government
- Another state's government
- Local government

## Sample Sizes and Error Intervals

**Is it ever justifiable to engage in violent protest against the government?**

**(Overall and By State)**

	<b>Definitely yes</b>	<b>Probably yes</b>	<b>Probably not</b>	<b>Definitely not</b>	<b>Error Interval</b>	<b>Sample Size</b>
National	6	16	29	48	1	22903
AK	7	21	37	35	8	277
AL	6	15	29	51	6	396
AR	5	16	30	49	6	368
AZ	6	14	31	49	6	435
CA	5	14	32	49	4	996
CO	10	18	29	42	5	449
CT	5	12	30	52	6	384
DC	8	23	29	40	7	290
DE	6	17	27	50	6	397
FL	5	12	28	54	4	628
GA	7	17	25	52	5	553
HI	6	15	32	48	6	386
IA	6	14	34	47	6	411
ID	5	20	32	43	6	373
IL	10	18	29	43	5	587
IN	5	18	33	44	5	460
KS	5	20	32	43	6	382
KY	5	17	27	52	6	421
LA	5	17	27	52	7	381
MA	6	14	34	46	5	454
MD	7	15	25	53	5	447
ME	5	17	26	51	6	375
MI	7	19	26	48	5	531
MN	8	20	26	45	5	435

MO	5	15	32	48	5	496
MS	5	14	31	49	7	353
MT	10	20	30	40	6	351
NC	5	16	26	53	5	569
ND	5	16	33	46	7	341
NE	11	18	30	42	6	376
NH	4	19	28	49	6	327
NJ	6	14	28	52	5	499
NM	7	14	30	49	7	400
NV	7	17	30	45	6	424
NY	6	16	27	51	4	962
OH	7	16	27	49	5	520
OK	7	17	30	45	6	411
OR	10	27	31	33	5	417
PA	6	15	30	48	4	562
RI	5	18	30	46	6	367
SC	4	15	29	52	6	413
SD	6	16	31	48	7	353
TN	7	18	28	47	5	470
TX	7	16	24	53	4	718
UT	8	19	30	42	6	391
VA	6	15	30	49	5	476
VT	8	18	32	43	7	304
WA	10	19	29	42	5	472
WI	4	17	30	49	6	425
WV	7	15	28	50	7	372
WY	6	19	34	40	7	318

*\*Error Intervals in parentheses in below tables.*

**Is it ever justifiable to engage in violent protest against the government?  
(By Gender)**

	<b>Female</b>	<b>Male</b>
Definitely/Probably yes	17% (1)	28% (1)
Definitely/Probably not	83% (1)	72% (1)
Sample size	15471	7490

**Is it ever justifiable to engage in violent protest against the government  
(By Age)**

	<b>18-29</b>	<b>30-49</b>	<b>50-64</b>	<b>65+</b>
Definitely/Probably yes	36% (2)	23% (1)	18% (1)	14% (1)
Definitely/Probably not	64% (2)	77% (1)	82% (1)	86% (1)
Sample size	4710	8327	5397	4527

**Is it ever justifiable to engage in violent protest against the government?  
(By Party ID)**

	<b>Democrat/ Lean Democrat</b>	<b>Independent</b>	<b>Republican/ Lean Republican</b>
Definitely/Probably yes	21% (1)	22% (1)	25% (1)
Definitely/Probably not	79% (1)	78% (1)	75% (1)
Sample size	10614	5043	7265

**Is it ever justifiable to engage in violent protest against the government?  
(By Ideology)**

	<b>Liberal</b>	<b>Moderate</b>	<b>Conservative</b>
Definitely/Probably yes	28% (1)	17% (1)	25% (1)
Definitely/Probably not	72% (1)	83% (1)	75% (1)
Sample size	7215	8936	6683

**Is it ever justifiable to engage in violent protest against the government?  
(By Party and Gender)**

	<b>Democratic Men</b>	<b>Democratic Women</b>	<b>Republican Men</b>	<b>Republican Women</b>	<b>Indep. Men</b>	<b>Indep. Women</b>
Definitely/Probably yes	22% (2)	16% (1)	32% (2)	16% (1)	32% (2)	19% (1)
Definitely/Probably not	78% (2)	84% (1)	68% (2)	84% (1)	68% (2)	81% (1)
Sample size	2616	5842	1956	3751	2909	5835

**Is it ever justifiable to engage in violent protest against the government?  
(By Race)**

	<b>Asian</b>	<b>Black</b>	<b>Hispanic</b>	<b>White</b>
Definitely/Probably yes	19% (2)	20% (2)	22% (2)	23% (1)
Definitely/Probably not	81% (2)	80% (2)	78% (2)	77% (1)
Sample size	1600	2589	1878	16175



**Is it justifiable to engage in violent protest against the government *right now*?**

**(Overall and By State)**

	<b>Definitely yes</b>	<b>Probably yes</b>	<b>Probably not</b>	<b>Definitely not</b>	<b>Error Interval</b>	<b>Sample Size</b>
National	3	7	28	62	1	22901
AK	4	8	42	46	8	276
AL	3	9	26	61	6	396
AR	2	8	31	60	6	368
AZ	3	5	32	60	5	435
CA	2	6	28	64	4	994
CO	4	7	28	61	5	450
CT	1	5	26	68	6	383
DC	3	8	30	59	7	290
DE	3	7	26	64	6	396
FL	3	5	23	69	4	631
GA	4	8	25	62	5	553
HI	2	5	30	64	6	386
IA	2	4	30	63	6	411
ID	0	9	32	58	6	371
IL	5	10	27	58	4	586
IN	2	8	34	56	5	459
KS	4	11	27	59	6	383
KY	1	8	27	63	5	421
LA	1	7	29	63	6	381
MA	3	6	28	63	5	452
MD	2	6	24	67	5	447
ME	1	8	26	66	5	375
MI	3	10	23	64	4	531
MN	4	6	27	62	5	434
MO	1	6	29	63	5	495
MS	4	5	30	62	6	352

MT	3	7	37	53	6	350
NC	3	7	23	67	4	571
ND	2	8	30	60	7	340
NE	3	8	29	60	6	375
NH	2	6	24	68	6	328
NJ	3	7	21	69	5	499
NM	2	7	26	64	6	400
NV	2	7	35	56	6	425
NY	3	7	25	65	3	963
OH	4	8	29	60	5	519
OK	2	6	33	59	6	411
OR	2	14	30	54	6	417
PA	4	8	27	61	4	563
RI	2	6	29	63	6	368
SC	1	7	27	65	5	414
SD	2	7	31	60	6	352
TN	3	7	29	61	5	470
TX	4	9	25	61	4	719
UT	4	8	28	60	6	390
VA	4	7	27	63	5	476
VT	2	6	25	67	7	306
WA	2	8	28	62	5	473
WI	2	7	24	66	5	425
WV	2	6	30	63	6	373
WY	2	8	37	54	7	318

*\*Error Intervals in parentheses in below tables.*

**Is it justifiable to engage in violent protest against the government *right now*?  
(By Gender)**

	<b>Female</b>	<b>Male</b>
Definitely/Probably yes	8% (1)	13% (1)
Definitely/Probably not	92% (1)	87% (1)
Sample size	15471	7490

**Is it justifiable to engage in violent protest against the government *right now*?  
(By Age)**

	<b>18-29</b>	<b>30-49</b>	<b>50-64</b>	<b>65+</b>
Definitely/Probably yes	16% (1)	11% (1)	8% (1)	5% (1)
Definitely/Probably not	84% (1)	89% (1)	92% (1)	95% (1)
Sample size	4710	8327	5397	4527

**Is it justifiable to engage in violent protest against the government *right now*?  
(By Party ID)**

	<b>Democrat/ Lean Democrat</b>	<b>Independent</b>	<b>Republican/ Lean Republican</b>
Definitely/Probably yes	21% (1)	22% (1)	25% (1)
Definitely/Probably not	79% (1)	78% (1)	75% (1)
Sample size	10614	5043	7265

**Is it justifiable to engage in violent protest against the government *right now*?  
(By Ideology)**

	<b>Liberal</b>	<b>Moderate</b>	<b>Conservative</b>
Definitely/Probably yes	9% (1)	8% (1)	13% (1)
Definitely/Probably not	91% (1)	92% (1)	87% (1)
Sample size	7215	8936	6683

**Is it justifiable to engage in violent protest against the government *right now*?  
(By Party and Gender)**

	<b>Democratic Men</b>	<b>Democratic Women</b>	<b>Republican Men</b>	<b>Republican Women</b>	<b>Indep. Men</b>	<b>Indep. Women</b>
Definitely/Probably yes	9% (1)	5% (1)	18% (2)	10% (1)	13% (1)	9% (1)
Definitely/Probably not	91% (1)	95% (1)	82% (2)	90% (1)	87% (1)	91% (1)
Sample size	2616	5842	1956	3751	2909	5835

**Is it justifiable to engage in violent protest against the government *right now*?  
(By Race)**

	<b>Asian</b>	<b>Black</b>	<b>Hispanic</b>	<b>White</b>
Definitely/Probably yes	8% (2)	11% (1)	10% (2)	10% (1)
Definitely/Probably not	92% (2)	89% (1)	90% (2)	90% (1)
Sample size	1600	2589	1878	16175

**Which government(s) would it be justifiable to violently protest against right now?  
(Please select all that apply)**

<b>Federal Government</b>	<b>My State's Government</b>	<b>Another State's Government</b>	<b>Local Government</b>	<b>Sample Size</b>
67 (1)	35 (1)	20 (1)	21 (1)	2178

**Which government(s) would it be justifiable to violently protest against right now?  
(Please select all that apply) (By Party)**

	<b>Democrat/ Lean Democrat</b>	<b>Independent</b>	<b>Republican/ Lean Republican</b>
Federal Government	62% (4)	66% (5)	71% (4)
My State's Government	43% (5)	38% (5)	26% (4)
Another State's Government	24% (4)	25% (5)	14% (3)
Local Government	20% (4)	32% (5)	15% (3)
Sample size	725	538	909

**Among those who say violence is currently justified, those who selected "my state's government" by individual party and party of state's governor.**

	<b>Democrat/ Lean Democrat</b>		<b>Republican/ Lean Republican</b>		<b>Independent</b>	
	Democrat Governor	Republican Governor	Democrat Governor	Republican Governor	Democrat Governor	Republican Governor
My State's Government	42% (6)	47% (7)	37% (6)	18% (4)	43% (7)	34% (8)
Sample size	379	329	394	512	275	512